

C25-35

IC-PNEUMATIC LPG/DIESEL
2000 / 2500 / 3000 / 3500 kg
4000 / 5000 / 6000 / 7000 lbs.

C20C-32C

IC-CUSHION LPG
2000 / 2500 / 3000 / 3200 kg
4000 / 5000 / 6000 / 6500 lbs.

GEN2



CLARK[®]
THE FORKLIFT

- The **operator compartment** is supported on specially engineered isolating mounts, reducing the amount of engine noise and vibration transmitted to the operator ensuring a more comfortable ride.



Highly Maneuverable, Easily Serviceable, Broadly Flexible, Extremely Dependable

The GEN2-series proudly adds to CLARK's unique history of building the best forklifts with evolutionary steps in ergonomics, power, safety, durability, and performance. These models, designed for distribution, manufacturing and warehousing of all types, are suited for the toughest applications.

95%

The large operator compartment's controls and seating are designed to maximize operator space and comfortably accommodate the ninety-five percentile in height range of the world's adult population.

- Nested upright rails provide positive rail interlock and a narrow "column" to maximize the vision window. The overhead guard safety bars run parallel to the operator's line of sight resulting in a clear, unobstructed view.

Smooth Control + Easy Operation =
Operator Confidence & Optimum Comfort



- With four turns lock-to-lock the hydrostatic power steering provides the operator with excellent maneuverability and ease of control.



- Low, open foot steps with traction plates make entry/exit quick, easy and safe... from either side.



Rugged Durability, High Performance, Extreme Environments, Demanding Applications

The GEN2-series is designed to tackle any task placed in its path. The separate radiator ensures optimum cooling for the transmission and provides maximum cooling for the engine, transmission and for the axle in the harshest environments and the most demanding applications. Cabins with single doors (picture left) or folded doors (picture right) are available as an option.

Safety

All CLARK forklifts, associated devices and tools are in conformance to CE, ANSI ASME, OSHA and UL standards.

- Neutral Start: If the Gear lever is not positioned in neutral, the engine will not start.
- Tilt Lock Valve: Prevents the accidental forward tilting of the mast while engine is switched off.
- Gas Springs with Automatic Lock: Prevents accidental closure of hood.
- Safety valve: Prevents accidental uncontrolled mast lowering in the event of oil pressure hose damage.
- Forward and reverse travel is not possible whilst the parking brake is in the on position.

Maximum Visibility + Minimum Fatigue =
Ultimate Safety & Product Integrity



GEN2 STANDARD FEATURES & BENEFITS




PARKING BRAKE

- **Simple & Error Proof**
 - Foot-applied brake can be released by hand or foot.
 - Transmission disengages when parking brake is set preventing driving against brakes.
 - Horn will sound if brake is not set after 3 seconds from when the engine is shut off.

HYDRAULIC SYSTEM

- **Maximum Horsepower**
 - Uses a load-sensing flow control valve for steering to reduce horsepower loss and heat buildup.
- **Optimum Performance Of Attachments**
 - The main hydraulic valve incorporates adjustable flow controls for tilt and auxiliary functions.
- **Sectional Design**
 - Allows for easy addition of extra functions and simplifies service.
- **Upright Mounted Load Lowering Valve**
 - Controlled lowering speed independent of load speed.




THE POWER BEHIND THE PUNCH

- **LPG Engine**
 - The highly fuel-efficient Mitsubishi 4G64 LPG engine is fitted with an IMCO Cobra LPG system providing an extremely high degree of reliability and excellent performance.
 - The standard engine for the C35 LPG powered truck is the powerful 2.4-liter HMC LPG-Engine. The engine is also available as an option for the Clark trucks C20/25/30.
- **Recognized Worldwide Yanmar Diesel Engine**
 - Durable, easy to start, low-smoke, easy to service.
 - High pressure indirect-injection = better fueleconomy.
 - Vertical exhaust is standard equipment.
- **EPA and CARB Compliant**
 - LPG engine meets ultra-low emission requirements.
 - Yanmar engine meets low-emission


Available Equipment

- Mirrors
- Sideshifters
- Strobe lights
- Backup alarm
- Rear work light
- Auxiliary valves
- Wide Drive Tires
- Turn signal lights
- Hose adaptations
- Combination lights
- Convenience console
- Bottler's tilt
- Tire Options
- Air-Pre-cleaner
- Hydraulic control options
- Air cleaner safety element
- U.L. Type LPS & DS construction
- Suspension seat, vinyl and cloth
- Swing-Down LPG Tank Bracket
- HMC 2,4L LPG engine (52,5kW)




ONE-PIECE FRAME

- Heavy duty, welded, and formed steel plate design protects from impact damage and extends the life of the truck.
- Integral hydraulic sump provides cooling for hydraulics



STEERING AXLE

- **Rugged Design**
 - Linkage pivot pins have a “double shear” design to withstand impact without loosening or breaking.
- **Simple Axle Design**
 - Double-ended cylinder provides steering force.



RUGGED UPRIGHT AND CARRIAGE

- **I-Channel Construction**
 - Maximizes visibility and stiffness, allows for internal hosing and wiring.
 - Six carriage rollers and two side-thrust rollers minimize deflection and sideplay, reduce roller contact stress and extend component life.
 - Hydraulic cushioning valves provide silent staging of the rails to reduce shock during both lifting and lowering.
- **Shimmable, Sealed & Canted Load Rollers**
 - Maximize Load Distribution & Reduce Free Play.



DASH DISPLAY

- **Microprocessor**
 - Monitors condition and controls functions of the truck system.
 - Controls neutral starting and prevents cranking while the engine is running.
- **LCD Display**
 - Hourmeter and maintenance interval are displayed on the LCD screen.
- **LED Lights Indicate**
 - Transmission temperature • Engine oil pressure
 - Alternator charge • Fuel system malfunction
 - Park brake applied • Maintenance required • Seat belt
- **Push Switches**
 - Headlight and optional worklights are controlled with push switches.



OPERATOR COMPARTMENT

- **Fully Adjustable Seat**
 - 6,096 cm / 2.4” vertical travel
 - 20° backrest adjustment range
 - 15,24 cm / 6” fore / aft adjustment
 - Contoured for support
 - Non-cinching, retractable seat belt
- **Thick Molded Floor Mat**
 - Reduces vibration and noise level.
 - Improves operator comfort.
- **Minimal Arm Fatigue**
 - Electronic directional controls enable true fingertip operation.
- **Tilt Steering Column**
- **Largest Operator Compartment In The Industry**

BUILT TO LAST.®



CLARK EUROPE GmbH

Neckarstraße 37 · D-45478 Mülheim an der Ruhr
Tel: +49 (0)208-37 73 36-0 · Fax: +49 (0)208-37 73 36-36
Info-europe@clarkmheu.com · www.clarkmheu.com

B0408E C20/25/30/32C & C20/25/30/35

Dealer:

ООО «МНС»
Россия, 197349
Санкт-Петербург, ул. Автобусная, д.7, лит. Б
Тел. +7 (812) 324 65 60, +7 (812) 320 71 19
Факс +7 (812) 303 15 30
email: clark@mhc-co.com
<http://www.кларк.рф>